



**Southwest Metropolitan
Water and Sanitation District**

**Budget
2025**

SOUTHWEST METROPOLITAN WATER AND SANITATION DISTRICT

BUDGET 2025

TABLE OF CONTENTS

Section	Contents	
1	Budget Report	i
2	Resolution to Adopt Budget	xiii
3	Resolution to Appropriate Funds	xv
4	Resolution To Certify Mill Levy	xvi
5	General Fund Revenue	1
6	General Fund Expenditures	3
7	Property Tax Computation	8
8	Summary of Revenue and Expenditures (Exhibit A)	10
9	Supplemental Schedule of Lease-Purchase Agreements (Exhibit B)	14
10	Ten Year Financial Plan	15

SOUTHWEST METROPOLITAN WATER AND SANITATION DISTRICT 2025 BUDGET REPORT

HIGHLIGHTS

- The 2025 Southwest Metropolitan Water and Sanitation District budget projects a surplus of \$836,397 between total revenue amounting to \$7,550,710 and total expenses of \$6,714,313.
- The water and sewer service fee is projected to remain \$12.00 per month per ¾” equivalent water tap.
- Revenue provided from the water and sewer service fee is projected to be \$2,252,020, \$469,568 less than 2025 operating expenses of \$2,812,138.
- The net investment income budget for 2025 is \$732,470, based on an average yield of 3.0%. Market yields are significant as the District relies on investment income to contribute to the offset and funding of general operations.
- Service fees and investment income amounting to \$2,984,490 produce 39.5 percent of total District revenue. There are significant developments within the District. Some are in the planning and construction stages while others are nearing completion. Projected tap fee revenue for 2025 is budgeted at 2,979,432
- In 2025, the District will be upsizing the existing 33” diameter D-Line interceptor to accommodate new development of residential and commercial projects located south of the Mineral Avenue & Santa Fe Drive intersection. The capital project is estimated to cost \$2,632,225 and will be fully funded by three developers as projects move forward. Participation fees contributed by developers in the amount of \$1,457,968 are estimated to be recognized during 2025.
- The District receives no property tax revenue and cannot impose a property tax mill levy without the approval of registered electors.

HIGHLIGHTS

- The total operations and maintenance budget for 2025 is \$1,718,605, \$73,965 less than the amount budgeted in 2024.
- Southwest Metropolitan will continue to receive water and sewer operations and maintenance services from Platte Canyon Water and Sanitation District in accordance with an intergovernmental agreement between the two districts. The amount budgeted in 2025 for these services represents an increase of \$23,485 or 2.5% from the amounts budgeted in 2024 and an increase of \$56,660 or 6.3% from the estimated amounts for 2024.
- The contract maintenance for system failures budgeted amount was increased by \$30,000 to \$180,000, which represents an average failure rate of one per month.
- The 2025 budget for remedial water contract maintenance amounts to \$305,400, \$45,900 less than the amount budgeted in 2024. Several water system components requiring some levels of maintenance have been identified including the replacement of 42 hydrant nozzle sections estimated at \$155,400.
- The 2025 budget for remedial sewer contract maintenance is \$25,000, \$92,000 less than the amount budgeted for 2024 due to a decrease in the level of point repairs identified and scheduled for 2025.
- The District contracts engineering services for the review of new development plans. These engineering costs are reimbursed by the developers. The 2025 budget for engineering – backcharge costs remains at \$75,000 to account for the ongoing development in the District.
- General office administrative services will also continue to be provided by Platte Canyon. The 2025 budget for these services is \$654,360, \$46,085 or 7.6% more than the amount estimated for 2024.
- The total amount budgeted in 2025 for services provided by Platte Canyon is \$1,606,045, or 1.3 percent more than budgeted in 2024 and 6.8% more than the estimated amount for 2024.
- Election costs are estimated to be \$8,500 to cover legal and administrative costs associated with the regular bi-annual director election.

HIGHLIGHTS

- The 2025 budget for general legal fees is 55,000, \$12,000 more than the amount budgeted in 2024. The increase is deemed necessary considering the additional need for the preparation and/or review of agreements and contracts.
- Insurance costs for 2025 are projected to be \$31,185, \$7,560 more than budgeted in 2024. Overall premiums are anticipated to increase by 15.1% from 2024 cost levels.
- The budget for building maintenance is \$158,805, \$50,595 more than the amount budgeted in 2024. In addition to increases in routine maintenance, the budget amount for 2025 includes \$40,000 to accommodate potential repairs required to the exterior brick wall and foundation on the west side of the building.
- Capital expenditures for 2025 are budgeted at \$3,992,725 and includes two capital water projects involving the replacement of 2,168 feet of asbestos cement pipe amounting to \$962,620 and one capital sewer project involving upsizing the 33-inch diameter D-Line interceptor to a 36-inch diameter pipe amounting to \$2,009,975.
- Funds Available is projected to be \$25,251,978 at December 31, 2025.
- Over the ten-year planning period the reserve fund balance is projected to decrease \$3,870,682 to \$21,381,296 at year end 2034. It is the policy of the District to annually review and establish an adequate level of cash reserves for operations, capital improvements, debt service, and any other needs prescribed by the Board of Directors to meet expected service levels and provide adequate resources for infrastructure repair and replacement.

SUMMARY

The 2025 Budget for Southwest Metropolitan Water and Sanitation District has been prepared in accordance with the modified accrual basis of budgetary accounting.

Services to be provided by Southwest Metropolitan in 2025 include operation, maintenance, and repair of 174.8 miles of water distribution mains and 164.0 miles of sanitary sewer collection and interceptor mains and one potable water pumping station. Proposed facility maintenance objectives for 2025 are described in greater detail in a separate document titled *2025 Maintenance Goals*.

Total revenue from all sources is projected to be \$7,550,710 in 2025. Total expenditures are budgeted at 6,714,313, \$3,685,977 more than budgeted in 2024. General fund expenditures are budgeted at \$2,721,588, \$4,750 less than 2024 budgeted expenses. Capital expenses are budgeted at \$3,992,725, \$3,681,227 more than budgeted in 2024.

The reserve fund balance is projected to increase \$836,397 in 2025 from a beginning balance of \$24,415,581 to \$25,251,978 at year end.

REVENUE

- Total Revenue in 2025 is projected to be \$7,550,710, 80.3 percent more than 2024 budget revenue of \$4,188,860.
- In 2015 the Board of Directors imposed a service fee to be applied to all District customers. The service fee is to be used for operations, maintenance, and rehabilitation of the District facilities. The service fee is \$12.00 per month per ¾” equivalent service connection. The fee is imposed on customers’ Denver Water bills, with the revenue collected by Denver Water and remitted to the District. Service fee revenue budgeted for 2025 is \$2,252,020 based on 15,639¾” equivalent taps.
- Contract service fees consist of a biennial charge to the City of Littleton in the amount of \$7,500 to transport up to 13 cubic feet per second of wastewater flow from the City through Southwest Metropolitan’s A & D line interceptors.
- Water tap fees will remain at current levels; \$7,000 per ¾” equivalent water tap and \$1,518 for a single family residence or equivalent sewer tap. System development fee revenue totaling \$2,979,432 includes the sale of water and sewer taps in the Santa Fe Park South, Angeline Apartments, Valvoline, and Ken Caryl Commerce Center developments during 2025.
- Participation fees amounting to \$1,457,968 are anticipated from the developers of Santa Fe Park South and RiverPark North developments during 2025 relating to the cost share of the required upsizing of the District’s D-line interceptor.
- Investment income is projected to be \$732,470, 9.7 percent of total District revenue. Investment income revenue is proposed to be \$107,470 more than estimated 2024 investment income of \$625,000. The District relies on investment income to fund or offset operating expenditures. The average investment yield is estimated to be 3.0 percent on District invested funds.
- Other income, which includes office lease income, developer fees, and miscellaneous income, is budgeted at \$113,820, \$10,720 less than the amount budgeted in 2024.

Office lease income consists of Platte Canyon Water and Sanitation District’s share of operating, maintenance and repair expenses for the administrative office and garage facility located at 8739 W. Coal Mine Ave. Platte Canyon is contractually obligated to pay 30% of all building costs to Southwest Metropolitan. Costs are billed monthly at a fixed rate and reconciled quarterly based on actual costs incurred. The lease income includes Platte Canyon’s share of projected routine maintenance and repair costs and minor capital improvements. The budget for 2025 is \$43,820, \$10,720 less than the 2024 budget amount. This decrease is due to less capital improvement projects planned for the building in 2025 compared to 2024. Plan review and

inspection fees are charged by the District to recover costs incurred by District staff as well as a contract engineer to review developments in planning stages and provide field inspections as they progress through the construction phase. Most of the development fees projected to be incurred during 2025 relate to the Santa Fe Park South, Angeline Apartments and River Park Outlook developments.

Miscellaneous income consists primarily of fire hydrant use fees which are assessed for use of District owned fire hydrants. The fire hydrant use fee of \$100 per month per hydrant is not proposed to change in 2025. On June 22, 2024, a hailstorm affected the District's roof, gutters, HVAC units, and windows. As a result of the damages the District received an insurance reimbursement of \$82,320 which is reported as miscellaneous revenue in 2023. Additional insurance cost recovery was received for the replacement of the HVAC in 2024 amounting to 36,084.

OPERATING EXPENSES

- Total expenses for 2025 are budgeted at \$6,714,313, \$3,685,977 more than the 2024 budget of \$3,028,336. The 2025 budgeted amount for administration, operations, and maintenance is \$2,721,588 while capital expenditures are projected to be \$3,992,725.
- Operations and maintenance costs are budgeted at \$1,718,605 which is 4.1 percent (\$73,965) less than the amount budgeted in 2024.

Water operating and maintenance costs consist of water maintenance materials and Southwest Metropolitan's share of labor, equipment, and overhead costs incurred by Platte Canyon. Costs are allocated between the two Districts in accordance with a comprehensive cost accounting model. The 2025 costs are budgeted at \$545,785 which reflects a 4.9% decrease over the amount budgeted in 2024 and 5.3% increase over the estimated amount for 2024. The 2025 budget accounts for a shift in the percentage of costs being allocated to water and sewer activities based on direct labor hours devoted in each maintenance area.

Water contract maintenance for system failures budget has been increased by \$30,000 to \$180,000 for 2025, which represents an average failure rate of one per month. Remedial maintenance and repair costs are budgeted at \$305,400, \$45,900 less than budgeted in 2024. Remedial costs planned for 2025 consist of several water system components requiring some level of maintenance including valve repairs and replacements and hydrant nozzle repairs and replacements. The District has identified specific manufactured hydrants in the system that require nozzle replacement and has implemented a schedule to assess and replace these assets over the next few years. A detailed explanation of the maintenance services to be performed in Southwest

Metropolitan in 2025 is presented in a separate report titled *2025 Maintenance Goals*.

Hogback Pump Station general maintenance includes repairs and maintenance of pump station equipment and the building located at 13399 W. Coal Mine Ave. These expenses are budgeted at \$30,000, the same amount budgeted in 2024. Telemetry includes costs associated with monitoring the building security system, the Supervisory Control and Data Acquisition (SCADA) system, and pump station alarm system. Telemetry is budgeted at \$5,000, the same amount budgeted in 2024. The \$35,815 budgeted for utilities includes costs associated with electric, gas, water, and sewer services.

Sewer operating and maintenance costs consist of sewer maintenance materials and Southwest Metropolitan's share of labor, equipment, and overhead costs incurred by Platte Canyon Water and Sanitation District. Costs are allocated between the two Districts in accordance with a comprehensive cost accounting model. The 2025 costs are budgeted at \$405,900, \$51,400 or 14.5% more than the amount budgeted in 2024. The allocation of maintenance costs between water and sewer activities during 2025 is estimated to be 58/42 compared to 62/38 that was projected for 2024. The 2025 budget also accounts for the overall increase in labor and overhead costs projected by Platte Canyon.

Sewer contract emergency maintenance includes system repairs and cleanup costs associated with sewer backups originating within District owned facilities. The amount budgeted for this line item remains \$20,000, the same amount budgeted in 2024. Remedial maintenance and repair costs are budgeted at \$25,000. A few point repairs are needed to correct defects identified in various sections of the sewer system. Estimated remedial sewer repairs required in 2024 are projected to total \$172,895. This amount includes a significant point repair and the rehabilitation of manholes that were originally scheduled to be completed in 2023. A detailed explanation of the maintenance services to be accomplished in Southwest Metropolitan in 2025 is presented in a separate report titled *2025 Maintenance Goals*.

Sewer flow meter maintenance which includes repairs and maintenance to flow meter equipment situated on eight sanitary interceptors is budgeted at \$15,790, \$650 more than the amount budgeted in 2024. In addition to maintenance costs this budget amount includes \$12,790 for annual subscriptions for seven SmartCover Systems installed during 2024. Flow meter telemetry includes costs associated with monitoring the SCADA and alarm systems at each site. Telemetry is budgeted at \$2,800 in 2025, \$100 more than the amount budgeted in 2024. Utility expenses are budgeted at \$2,100, \$200 more than the amount budgeted in 2024.

General engineering services include expenditures for consulting and surveying services that are non-capital project related. The District issues tasks orders for specific engineering projects identified throughout the year. The 2025 budget includes \$15,000 for water related services and \$10,000 for sewer related services.

Engineering for mapping and geographical information related services budget continues to be \$5,000 for any updates and enhancements that may be required on an annual basis to the District's comprehensive GIS and asset management programs.

Engineering services - backcharge include expenditures for capacity studies, plan review, and inspection services for developer projects. These costs are backcharged to the developers to offset District costs incurred while performing the services. The 2025 budget includes \$75,000 for these services, which is the same as the amount budgeted in 2024.

- Administrative expenses for 2025 are budgeted at \$804,963 which reflects a \$20,560 or 2.6 percent increase from the amount budgeted in 2024.

Administration costs consist of Southwest Metropolitan's share of labor, equipment, and overhead costs incurred by Platte Canyon in accordance with an Intergovernmental Agreement between the two Districts. Shared costs are allocated to each District in accordance with a comprehensive cost accounting model. The 2025 costs are budgeted at \$654,360, \$46,085 or 7.6% more than the amount estimated for 2024. The 2025 budget accounts for the overall increase in administrative labor and overhead costs projected by Platte Canyon.

Office supplies include filing, printing and stationary type items. The amount budgeted for 2025 remains \$2,000.

Southwest Metropolitan is a member of selected trade and research related associations and organizations including the Colorado Special District Association. The 2025 budget for membership dues is \$2,500, \$275 the same as the amount budgeted in 2024.

Election costs are budgeted at \$8,500 to cover legal and administrative costs associated with the regular bi-annual director election.

The 2025 budget includes \$34,800 for newsletters and web site maintenance which is the same as the 2024 budgeted amount. The costs for the newsletters, \$33,300, includes printing, postage, and mailing of quarterly newsletters or postcards. Significant customer outreach is accomplished on the website and through social media platforms. The 2025 budget includes \$1,500 for the maintenance of the District website.

Legal notices, budgeted at \$200 in 2025, include annual special district compliance notices such as the budget notice, election notice and advertisements for construction project bids.

Audit expenditures are budgeted at \$6,200, the same as the estimated amount for 2024.

General legal services are budgeted at \$55,000, \$12,000 more than the amount budgeted in 2024. This increase accommodates the additional legal services required for the preparation and/or review of agreements and contracts.

Legal services-backcharge include expenditures for easement preparation services for developer projects. These expenses are backcharged to the developer. The 2025 budget includes \$23,000 for these services, \$3,000 more than the amount budgeted in 2024 and \$1,700 more than the estimated amount for 2024.

The budget for the Rates and Fees Technical Advisory Committee (TAC) will remain at \$3,750 to cover a potential dues assessment. Members determined a dues assessment in 2024 of \$.25 per customer account was necessary to protect the reserve funds and increase revenue to participate in ongoing discussions with Denver Water.

Other general consulting costs are budgeted at \$1,000, the same amount budgeted in 2024.

- Insurance coverage for general liability, property, directors and officers' liability, and basic commercial crime are obtained through the Colorado Special District Property and Liability Pool (CSDA). In addition, supplemental commercial crime coverage is obtained from another source. Other insurance includes the District's workers compensation insurance for the directors which is currently with CSDA. The premiums for these coverages are projected to increase 10-20%. The total amount budgeted for 2025 is \$31,185, \$4,083 or 15.1% more than the estimated amount for 2024.
- Building maintenance expenses include costs for landscaping, janitorial, heating and air condition maintenance, elevator maintenance, painting of interior and exterior of building, and other general repairs and maintenance of the office building. The amount budgeted for 2025 is \$110,045, \$45,745 more than the amount budgeted in 2024. In order to accommodate potential repairs required to the exterior brick wall and foundation on the west side of the building \$40,000 has been included in the building maintenance budget.

Office utilities are budgeted at \$48,760, \$4,850 more than the amount budgeted in 2024. The change is due to increases in the cost of internet services and projected increases in gas and electric utilities.

- Directors' fees are budgeted at \$6,000 which assumes 100 percent attendance for all regularly scheduled meetings.
- The District Directors are covered by the Federal Contributions Retirement Act (Social Security) and thus contribute 6.2

percent of wages to FICA. The District is also covered by the Federal Medicare Program and thus contributes 1.45 percent of employee wages to the program. The amount budgeted for these two programs for 2025 is \$480 based on \$6,000 of payroll.

CAPITAL EXPENSES

- Capital expenses for 2025 are budgeted at \$3,992,725, \$3,681,227 more than the amount budgeted in 2024.

Two capital water projects budgeted in 2025 consists of the replacement of 2,168 feet of 6 or 8-inch asbestos cement pipe with PVC pipe in the Woodmar Village Suidivision. Projected engineering design costs anticipated to be incurred on these 2025 projects have been estimated for 2024 expenditure. Additionally, engineering costs estimated for the planned 2026 projects have been budgeted for in 2025 so that the design may be initiated to meet desired project timelines in 2026. A detailed explanation of all these projects is included in the District's *Capital Master Plan for 2025-2034*.

One capital sewer project is budgeted for 2025 totaling \$2,009,975. The project consist of upsizing the 33-inch diameter D-Line interceptor to a 36-inch diameter pipe.

Equipment amounting to \$69,300 will be installed at the pump station and eight flow meter sites to enable cloud computing for monitoring and control processes of the SCADA system.

The 2025 capital expense budget includes an emergency reserve in the amount of \$226,520 as required by the TABOR Amendment.

The 2025 capital expense budget includes a 20 percent contingency for water capital projects and a 30 percent contingency for the sewer capital project in the amount of \$724,310.

PROPERTY TAXES

- Southwest Metropolitan will not certify a mill levy in 2025 for tax year 2024. The property tax schedule is included in the 2025 budget to provide information relative to property valuations within the District. Assessed valuations increased \$56,728,227 (6.8 percent) in 2024. Eighty-four percent of the total property valuation is located in Jefferson County, thirteen percent in Arapahoe County and three percent in Douglas County.

SUMMARY OF EXPENDITURES (EXHIBIT A)

- Exhibit A provides a summary of District expenditures including non-appropriated depreciation and amortization of District assets. Total expenditures requiring appropriation in 2025 is \$6,714,313.

LEASE - PURCHASE AGREEMENTS

- As required by *C.R.S. 29-1-103(3)(d)*, the 2025 budget includes a schedule for lease-purchase agreements. Southwest Metropolitan does not have any lease-purchase agreements requiring expenditure of funds in 2025.

TEN YEAR FINANCIAL PLAN

- The Ten-Year Financial Plan identifies a reserve fund balance amounting to \$24,415,581 at year end 2024. The fund balance is projected to increase \$836,397 to \$25,251,978 at year end 2025. Over the ten-year planning period the reserve fund balance is projected to decrease \$3,870,682 to \$21,381,296 at year end 2034. It is the policy of the District to annually review and establish an adequate level of cash reserves for operations, capital improvements, debt service, and any other needs prescribed by the Board of Directors to meet expected service levels and provide adequate resources for infrastructure repair and replacement.

Due to the economic downturn experienced the last few years, significant decline in investment income, and required infrastructure rehabilitation projects detailed in the *Capital Master Plan*, the District increased the service fee by \$4.00 in 2022 resulting in an assessment of \$12.00 per month per ¾” equivalent water service. At this time, the assessment is projected to increase to \$15.00 in 2027 to meet operating demands and prepare for significant capital outlay projected over the ten-year planning period but will be reviewed by the board on an annual basis. Service fee revenue is projected to be the largest source of revenue providing approximately 58.5% of the total revenue over the ten-year planning period.

The average interest rate for District invested funds is assumed to be 3.0 percent in 2025 and increase by 0.5 percent per year to a maximum 3.5 percent. Over the ten-year planning period investment income will provide 19.1 percent of the District’s total revenue.

The District projects \$2,979,432 in tap fee revenue in 2025, \$1,266,958 in 2026, \$643,066 in 2027, and \$1,150,158 in 2028.

While the District is approaching buildout a few areas have been identified for future development, but the timing and the scope are unknown at this time so revenue has not been projected. Water and sewer tap fees are proposed to remain at current levels through the ten-year planning period: \$7,000 for a 3/4" water tap and \$1,518 for a single-family equivalent sewer tap.

Operating expenses are projected to increase 3.26% each year in 2025 through 2034. Over the ten-year planning period, operating expenses are projected to total \$30,500,449 or 60.2 percent of all District expenditures.

The District has identified specific manufactured hydrants in the system that require nozzle replacement. The cost for these replacements is estimated to be approximately \$812,200 and has been scheduled as water remedial projects and is included in operations and maintenance between 2025 and 2028.

Capital expenses through 2034 are derived from the District's *Capital Master Plan for 2025-2034*. Long-term capital outlay in the ten-year planning period amounts to \$19,027,312. Of this amount \$3,865,256 or 20.3 percent is scheduled to be replaced in 2030.

S:\data\Budget Documents\SWM\SW Budget Message 2025.doc

RESOLUTION 2024-12-3

**A RESOLUTION TO ADOPT A BUDGET FOR
SOUTHWEST METROPOLITAN WATER AND SANITATION DISTRICT, JEFFERSON,
DOUGLAS, AND ARAPAHOE COUNTIES, COLORADO FOR THE CALENDAR YEAR
BEGINNING ON
JANUARY 1, 2025 AND ENDING ON DECEMBER 31, 2025**

WHEREAS, the Board of Directors of SOUTHWEST METROPOLITAN WATER AND SANITATION DISTRICT appointed Cynthia Lane, District Manager, to prepare and submit a proposed budget to said governing body at the proper time, and;

WHEREAS, a proposed budget reflecting anticipated revenue and expenses for SOUTHWEST METROPOLITAN WATER AND SANITATION DISTRICT, Jefferson, Douglas and Arapahoe Counties, Colorado, for the calendar year beginning January 1, 2025, and ending December 31, 2025, was presented to the Board of Directors on or before October 15, 2024, for its consideration, and;

WHEREAS, notice of submittal of the proposed budget to the Board of Directors and notice of the date and time of the public hearing to consider adoption of the proposed budget has been published in newspapers of general circulation within Jefferson, Arapahoe and Douglas Counties, Colorado; and further, the proposed budget has been available for inspection at the District's office located at 8739 W. Coal Mine Avenue, Littleton, Colorado, and interested electors of the District have been given the opportunity to file or register objections to the proposed budget, and;

WHEREAS, the proposed budget has been prepared to comply with all terms, limitations and exemptions, including but limited to reserve, transfer and expenditure exemptions under Article X, Section 20 of the Colorado Constitution and other laws which are applicable to or binding upon the District; and

WHEREAS, said budget lists all proposed expenditures for administration, operations, maintenance, and capital projects, and all anticipated revenues, estimated and actual beginning and ending fund balances, and a budget message describing the important features of the proposed budget.

NOW THEREFORE, BE IT RESOLVED BY THE BOARD OF DIRECTORS OF THE SOUTHWEST METROPOLITAN WATER AND SANITATION DISTRICT, of the Counties of Jefferson, Douglas, and Arapahoe, Colorado as follows:

Section 1. That the estimated expenditures for the general fund for the calendar year beginning on the first day of January 2025 and ending on the last day of December 2025, are as follows:

General Fund:

Operation and Maintenance Expenses	<u>\$ 6,714,313</u>
Total General Fund Expenditures	<u>\$ 6,714,313</u>

Section 2. That the estimated revenues for each fund for the calendar year beginning on the first day of January 2025 and ending on the last day of December 2025 are as follows:

General Fund:

From 2024 year-end fund balance	\$ 24,415,581
From sources other than general property tax revenues	\$ 7,550,710
From general property tax revenue	<u>\$ 0</u>

Total General Fund Revenue **\$ 31,966,291**

Section 3. That the budget, as submitted, amended and herein summarized by fund, be and the same hereby is approved and adopted as the budget of the Southwest Metropolitan Water and Sanitation District for calendar year 2025.

Section 4. That the budget, as hereinabove approved and adopted, shall be a part of the public record of the Southwest Metropolitan Water and Sanitation District, a copy of which is attached hereto as Exhibit A, and shall be certified by the Manager, Chair, Secretary or other officer of the District, to all appropriate agencies.


ADOPTED THIS 13th DAY OF DECEMBER 2024.

**SOUTHWEST METROPOLITAN WATER AND
SANITATION DISTRICT**



Charles Hause, President

ATTEST:



Samuel Rivas, Jr., Secretary

RESOLUTION 2024-12-4

**A RESOLUTION TO APPROPRIATE SUMS OF MONEY
IN THE AMOUNTS AND FOR THE PURPOSES
AS SET FORTH BELOW FOR THE
SOUTHWEST METROPOLITAN WATER AND SANITATION DISTRICT
FOR THE 2025 BUDGET YEAR**

WHEREAS, the Board of Directors of Southwest Metropolitan Water and Sanitation District has approved and adopted the annual budget for said District for the budget year 2025 and;

WHEREAS, the Board of Directors has made provision therein for revenues in an amount equal to or greater than the total proposed expenditures as set forth in said budget, and;

WHEREAS, it is not only required by law, but also necessary to appropriate the revenues provided in the budget to and for the purposes described below, thereby establishing a limitation on expenditures for the operation of the Southwest Metropolitan Water and Sanitation District for calendar year 2025.

NOW THEREFORE BE IT RESOLVED BY THE BOARD OF DIRECTORS OF THE SOUTHWEST METROPOLITAN WATER AND SANITATION DISTRICT, JEFFERSON, DOUGLAS, AND ARAPAHOE COUNTIES, COLORADO as follows:

Section 1. That the following sum of money is hereby appropriated from the revenues of the General Fund for the purposes set forth below:

General Fund:

Operation and Maintenance Expenses	<u>\$ 6,714,313</u>
Total Sums Appropriated	<u>\$ 6,714,313</u>


ADOPTED THIS 13th DAY OF DECEMBER 2024.

**SOUTHWEST METROPOLITAN WATER
AND SANITATION DISTRICT**



Charles Hause, President

ATTEST:



Samuel Rivas, Jr., Secretary

RESOLUTION 2024-12-5

**A RESOLUTION
CERTIFYING A ZERO MILL PROPERTY TAX LEVY
FOR TAX YEAR 2024 (BUDGET YEAR 2025) FOR THE
SOUTHWEST METROPOLITAN WATER AND SANITATION DISTRICT**

WHEREAS, the Board of Directors of Southwest Metropolitan Water and Sanitation District has approved and adopted the annual budget for 2025 in accordance with the Colorado Local Government Budget Law, and;

WHEREAS, the approved budget for 2025 provides for sufficient revenue without certification of a property tax mill levy upon taxable property within the Southwest Metropolitan Water and Sanitation District,

NOW THEREFORE BE IT RESOLVED BY THE BOARD OF DIRECTORS OF SOUTHWEST METROPOLITAN WATER AND SANITATION DISTRICT, JEFFERSON, ARAPAHOE AND DOUGLAS COUNTIES, COLORADO that for tax year 2024 (budget year 2025) there is hereby certified a zero (0) mill property tax levy upon all property located within Southwest Metropolitan Water and Sanitation District.


ADOPTED THIS 13th DAY OF DECEMBER 2024.

**SOUTHWEST METROPOLITAN WATER
AND SANITATION DISTRICT**



Charles Hause, President

ATTEST:



Samuel Rivas Jr., Secretary

SOUTHWEST METROPOLITAN WATER & SANITATION DISTRICT

BUDGET - 2025

REVENUE

	ACTUAL 2022	ACTUAL 2023	BUDGET 2024	ESTIMATED 2024	BUDGET 2025	CHANGE FROM 2024 BUDGET
BEGINNING FUNDS	\$ 24,456,187	\$ 22,661,401	\$ 23,219,480	\$ 24,168,413	\$ 24,415,581	
ADMINISTRATIVE FEES						
Tap Administrative Fees	-	2,400	-	4,150	-	-
SUB-TOTAL	-	2,400	-	4,150	-	-
SERVICE FEES						
Service Fees	2,214,935	2,248,423	2,233,730	2,248,850	2,252,020	18,290
SUB-TOTAL	2,214,935	2,248,423	2,233,730	2,248,850	2,252,020	18,290
CONTRACT SERVICE FEES						
City of Littleton	15,000	15,000	15,000	15,000	15,000	-
SUB-TOTAL	15,000	15,000	15,000	15,000	15,000	-
SYSTEM DEVELOPMENT FEES						
Water Tap Fees	441,000	112,000	350,000	154,000	2,184,000	1,834,000
Sewer Tap Fees	159,857	175,306	57,900	13,896	795,432	737,532
Participation Fees	-	-	827,200	-	1,457,968	630,768
SUB-TOTAL	600,857	287,306	1,235,100	167,896	4,437,400	3,202,300
INVESTMENT INCOME						
Net Investment Income	(1,305,946)	1,105,996	580,490	625,000	732,470	151,980
SUB-TOTAL	(1,305,946)	1,105,996	580,490	625,000	732,470	151,980

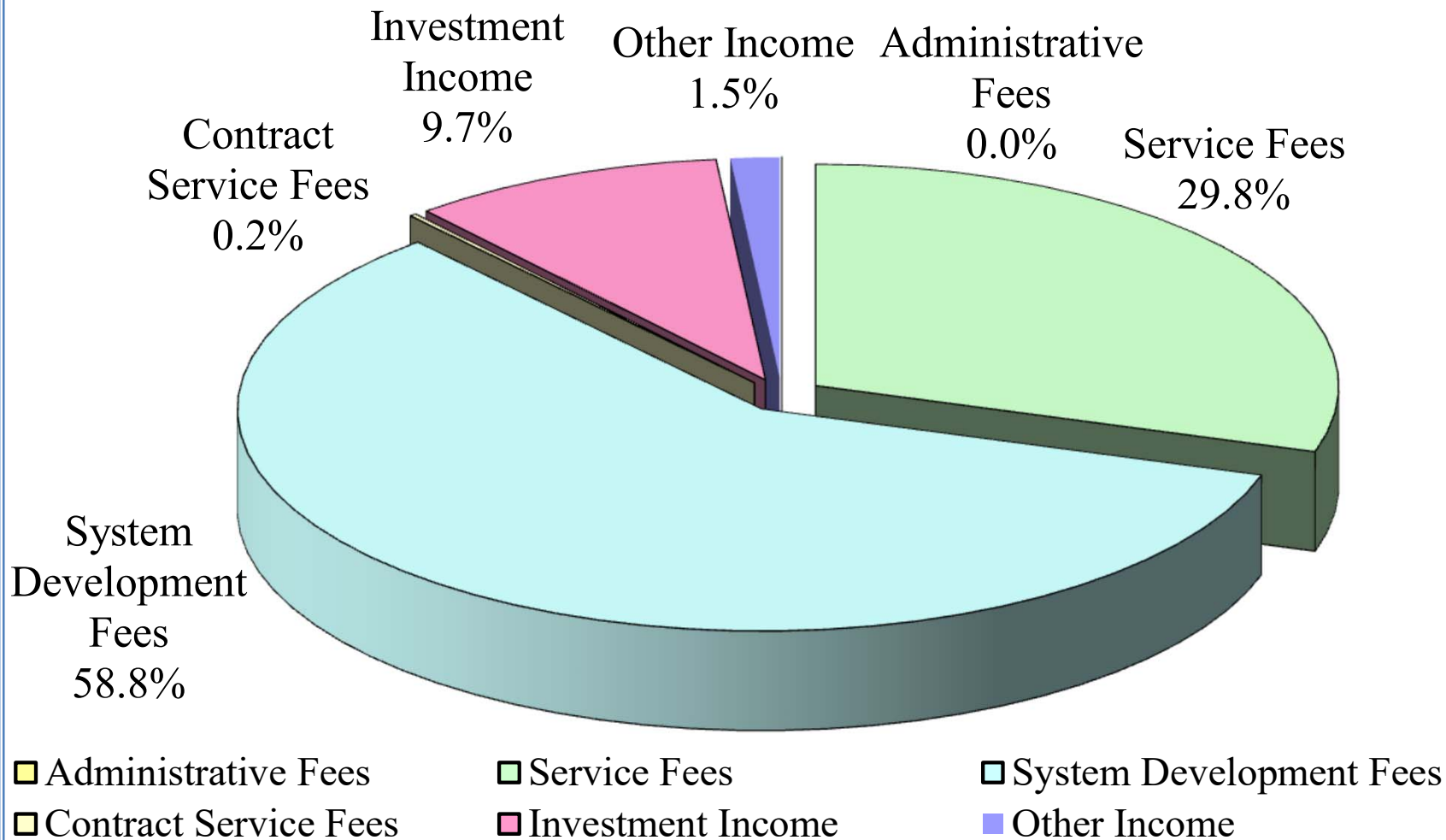
SOUTHWEST METROPOLITAN WATER & SANITATION DISTRICT

BUDGET - 2025

REVENUE

	ACTUAL 2022	ACTUAL 2023	BUDGET 2024	ESTIMATED 2024	BUDGET 2025	CHANGE FROM 2024 BUDGET
OTHER INCOME						
Office Building Cost Share	41,205	75,822	54,540	48,135	43,820	(10,720)
Plan review / Inspection Fees	114,786	158,814	60,000	105,500	60,000	-
Miscellaneous	5,860	111,137	10,000	41,450	10,000	-
SUB-TOTAL	161,851	345,773	124,540	195,085	113,820	(10,720)
TOTAL REVENUE	\$ 1,686,697	\$ 4,004,898	\$ 4,188,860	\$ 3,255,981	\$ 7,550,710	\$ 3,361,850

2025 Revenue



SOUTHWEST METROPOLITAN WATER & SANITATION DISTRICT

BUDGET - 2025

EXPENDITURES

	ACTUAL		ACTUAL		BUDGET		ESTIMATED		BUDGET	CHANGE
	2022		2023		2024		2024		2025	FROM
										2024 BUDGET
OPERATING EXPENSES										
OPERATIONS & MAINTENANCE										
Water - Operation & Maintenance	\$ 466,564	\$	455,021	\$	573,700	\$	518,315	\$	545,785	\$ (27,915)
Water - Contract Maintenance										
Emergency	280,293		152,982		150,000		190,900		180,000	30,000
Remedial	259,026		152,107		351,300		381,300		305,400	(45,900)
Hogback Pump Station										
General	32,842		38,318		30,000		25,600		30,000	-
Telemetry	2,861		5,790		5,000		3,855		5,000	-
Utilities	30,953		29,643		35,815		32,415		35,815	-
Water Pressure Monitoring	15,700		19,993		20,015		14,196		20,015	-
Sewer - Operation & Maintenance	283,510		331,696		354,500		376,710		405,900	51,400
Sewer - Contract Maintenance										
Emergency	-		-		20,000		-		20,000	-
Remedial	-		36,900		117,000		172,895		25,000	(92,000)
Sewer Flow Meters										
General	12,014		11,546		15,140		18,375		15,790	650
Telemetry	8,593		6,659		2,700		2,630		2,800	100
Utilities	1,764		1,867		1,900		1,930		2,100	200
Utility Notification	11,777		18,384		15,500		18,900		20,000	4,500
Professional & Consulting										
Engineering - Water	7,984		3,200		15,000		1,025		15,000	-
Engineering - Sewer	-		12,904		5,000		13,215		10,000	5,000
Engineering - GIS	2,924		-		5,000		-		5,000	-
Engineering - Backcharge	86,748		80,360		75,000		72,000		75,000	-
SUB-TOTAL	1,503,553		1,357,370		1,792,570		1,844,261		1,718,605	(73,965)

SOUTHWEST METROPOLITAN WATER & SANITATION DISTRICT

BUDGET - 2025

EXPENDITURES

	ACTUAL 2022	ACTUAL 2023	BUDGET 2024	ESTIMATED 2024	BUDGET 2025	CHANGE FROM 2024 BUDGET
OPERATING EXPENSES (cont.)						
ADMINISTRATION						
General Office Administration						
Administration	582,580	586,501	657,500	608,275	654,360	(3,140)
Office Supplies & Expense	50	677	2,000	1,575	2,000	-
Dues	3,225	2,238	2,500	2,240	2,500	-
Election	47	8,116	-	-	8,500	8,500
DWD collection fee	13,653	13,653	13,653	13,653	13,653	-
Public Relations						
Newsletters	29,969	28,440	33,300	30,150	33,300	-
Website / Other	653	1,360	1,500	2,375	1,500	-
Legal Notices	48	36	200	75	200	-
Professional & Consulting						
Audit	6,000	6,000	6,000	6,200	6,200	200
Legal - General	36,239	47,871	43,000	63,000	55,000	12,000
Legal - Backcharge	1,763	14,017	20,000	21,300	23,000	3,000
Technical Advisory Committee (TAC)	-	-	3,750	3,125	3,750	-
Other	-	-	1,000	-	1,000	-
SUB-TOTAL	674,227	708,909	784,403	751,968	804,963	20,560
INSURANCE						
Property/Inland Marine	6,712	8,294	9,175	10,040	11,550	2,375
General Liability	5,391	7,865	8,305	11,258	12,940	4,635
Directors & Officers / Commercial Crime	5,280	5,612	5,895	5,607	6,445	550
Bonds & Other	197	197	250	197	250	-
SUB-TOTAL	17,580	21,968	23,625	27,102	31,185	7,560

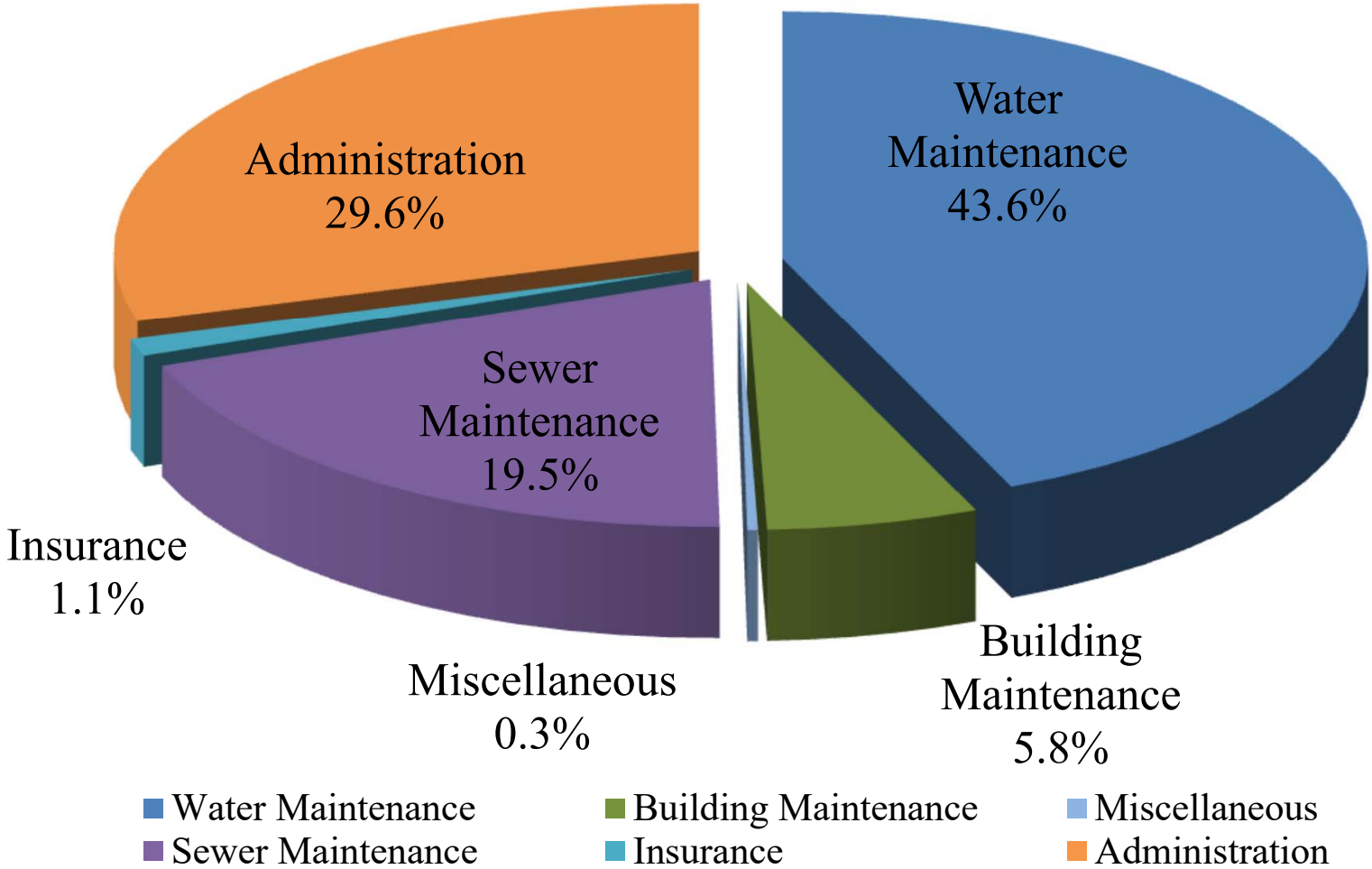
SOUTHWEST METROPOLITAN WATER & SANITATION DISTRICT

BUDGET - 2025

EXPENDITURES

	ACTUAL 2022	ACTUAL 2023	BUDGET 2024	ESTIMATED 2024	BUDGET 2025	CHANGE FROM 2024 BUDGET
OPERATING EXPENSES (cont.)						
BUILDING MAINTENANCE						
Maintenance	79,895	53,092	64,300	75,780	110,045	45,745
Utilities						
Internet/Security	16,280	17,898	21,485	24,720	26,370	4,885
Gas & Electric	17,619	17,120	18,395	16,875	17,720	(675)
Water & Sewer	3,805	3,840	4,030	4,455	4,670	640
SUB-TOTAL	117,599	91,950	108,210	121,830	158,805	50,595
MISCELLANEOUS						
Directors Fees	5,200	5,900	6,000	5,700	6,000	-
Social Security	398	451	480	440	480	-
Other	1,011	604	1,550	875	1,550	-
SUB-TOTAL	6,609	6,955	8,030	7,015	8,030	-
SUB-TOTAL OPERATING EXPENSES	2,319,568	2,187,152	2,716,838	2,752,176	2,721,588	4,750

2025 Operating Expenses



SOUTHWEST METROPOLITAN WATER & SANITATION DISTRICT

BUDGET - 2025

EXPENDITURES

	ACTUAL 2022	ACTUAL 2023	BUDGET 2024	ESTIMATED 2024	BUDGET 2025	CHANGE FROM 2024 BUDGET
CAPITAL EXPENSES						
WATER PROJECTS						
Replacements & Rehabilitation						
S. Holland Way Replacement (CIP-21-1W)	-	-	-	-	-	
S. Kipling St. Replacement (CIP-22-1W)	938,640	121,694	-	-	-	
Santa Fe Drive (CIP-23-1W)	23,499	4,515	-	-	-	
S. Cody Way (CIP-25-1W)	-	-	-	26,715	560,935	
S. Everett Way (CIP-25-2W)	-	-	-	18,215	382,560	
Engineering Design 2026 CIP	-	-	-	-	19,125	
SUB-TOTAL	962,139	126,209	-	44,930	962,620	962,620
SEWER PROJECTS						
Replacement & Rehabilitation						
S. Everett Way (CIP-22-1S)	150,551	-	-	-	-	
Columbine Interceptor Williamsburg Subdivision	-	-	33,810	23,730	-	
Woodmar Square	-	-	10,800	7,122	-	
S. Mineral Drive (CIP-25-1S)	-	-	-	77,655	2,009,975	
Sewer Rehabilitation (CIPP)	-	-	25,000	-	-	
New Facilities	-	-	-	-	-	
SUB-TOTAL	150,551	-	69,610	108,507	2,009,975	1,940,365

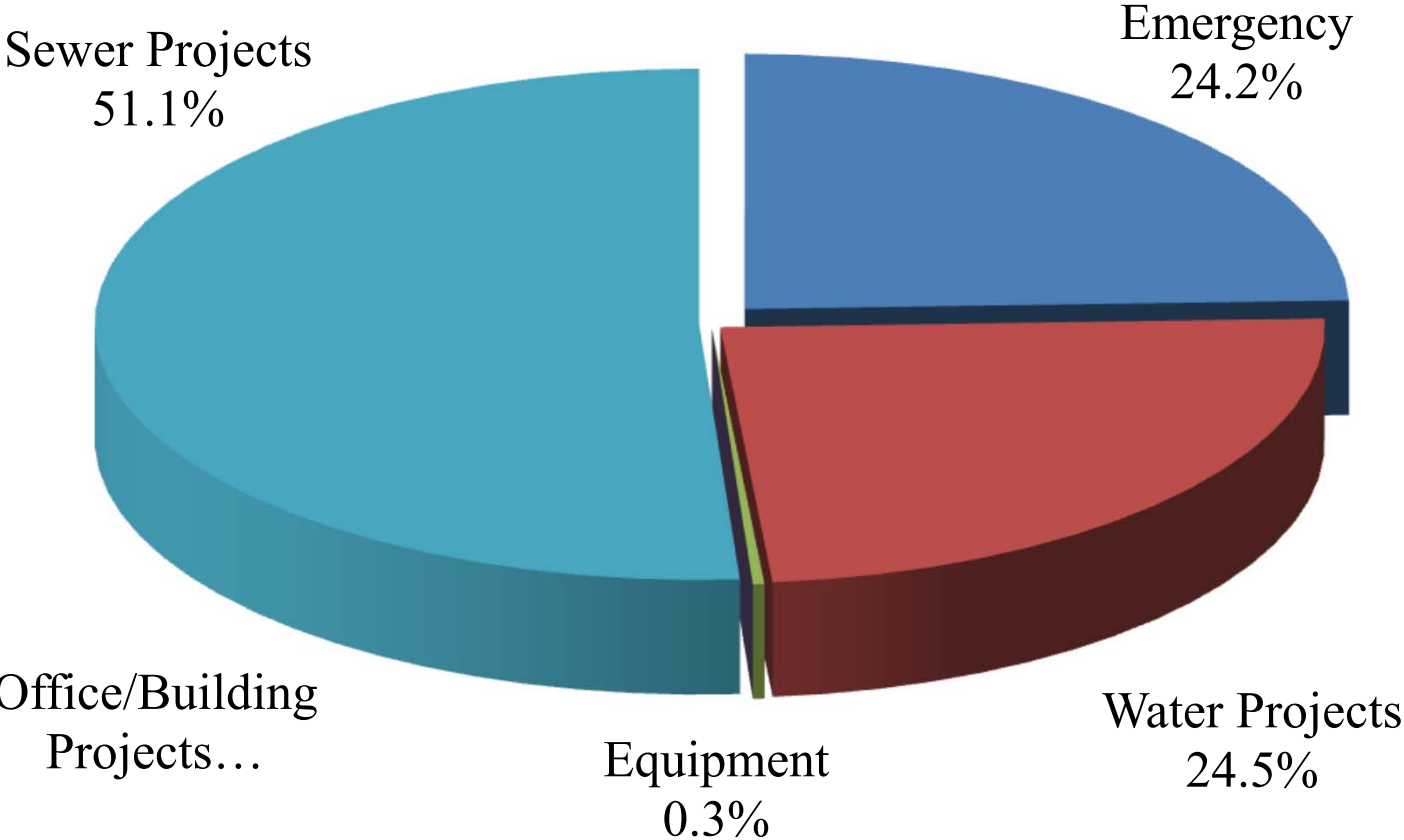
SOUTHWEST METROPOLITAN WATER & SANITATION DISTRICT

BUDGET - 2025

EXPENDITURES

	ACTUAL 2022	ACTUAL 2023	BUDGET 2024	ESTIMATED 2024	BUDGET 2025	CHANGE FROM 2024 BUDGET
CAPITAL EXPENSES (cont)						
EQUIPMENT						
SmartCover Systems	32,100	-	-	-	-	
SCADA Equipment	-	-	-	-	69,300	
Security Key Cards - Hogback	-	-	7,000	7,880	-	
Security Cameras - Hogback	-	-	5,000	2,280	-	
SUB-TOTAL	32,100	-	12,000	10,160	69,300	57,300
OFFICE/BUILDING PROJECTS						
Office/Maintenance Office Improvements	17,125	184,525	90,300	93,040	-	
SUB-TOTAL	17,125	184,525	90,300	93,040	-	(90,300)
CONTINGENCY/EMERGENCIES						
Emergency Reserve	-	-	125,666	-	226,520	
Contingency	-	-	13,922	-	724,310	
SUB-TOTAL	-	-	139,588	-	950,830	811,242
SUB-TOTAL CAPITAL EXPENSES	1,161,915	310,734	311,498	256,637	3,992,725	3,681,227
TOTAL EXPENDITURES	3,481,483	2,497,886	3,028,336	3,008,813	6,714,313	3,685,977
ENDING FUNDS AVAILABLE	\$ 22,661,401	\$ 24,168,413	\$ 24,380,004	\$ 24,415,581	\$ 25,251,978	

2025 Capital Expenses



Office/Building
Projects...

- Water Projects
- Equipment
- Sewer Projects

- Emergency
- Office/Building Projects

SOUTHWEST METROPOLITAN WATER & SANITATION DISTRICT

BUDGET - 2025

PROPERTY TAX COMPUTATION

ASSESSED VALUATION	TAX YEAR 2021	TAX YEAR 2022	TAX YEAR 2023	TAX YEAR 2024
Jefferson County	\$ 626,816,665	\$ 611,627,383	\$ 688,331,592	\$ 750,673,216
Arapahoe County	101,637,484	95,973,732	110,433,497	114,820,100
Douglas County	20,556,940	20,423,060	34,390,390	24,390,390
<hr style="border-top: 1px dashed black;"/>				
Total	\$ 749,011,089	\$ 728,024,175	\$ 833,155,479	\$ 889,883,706
MILL LEVY				
Debt Service	0.000	0.000	0.000	0.000
Refunds & Abatements	0.000	0.000	0.000	0.000
General Operations	0.000	0.000	0.000	0.000
<hr style="border-top: 1px dashed black;"/>				
Total	0.000	0.000	0.000	0.000

SOUTHWEST METROPOLITAN WATER & SANITATION DISTRICT

BUDGET - 2025

PROPERTY TAX COMPUTATION

ASSESSED VALUATION	TAX YEAR 2021	TAX YEAR 2022	TAX YEAR 2023	TAX YEAR 2024
PROPERTY TAXES ASSESSED				
Jefferson County				
Debt Service	-	-	-	-
Refunds & Abatements	-	-	-	-
General Operations	-	-	-	-
Arapahoe County				
Debt Service	-	-	-	-
Refunds & Abatements	-	-	-	-
General Operations	-	-	-	-
Douglas County				
Debt Service	-	-	-	-
Refunds & Abatements	-	-	-	-
General Operations	-	-	-	-
Total Tax Assessed				
Debt Service	-	-	-	-
Refunds & Abatements	-	-	-	-
General Operations	-	-	-	-
<hr style="border-top: 1px dashed black;"/>				
Total	-	-	-	-

SOUTHWEST METROPOLITAN WATER & SANITATION DISTRICT

BUDGET - 2025

**EXHIBIT A
SUMMARY OF EXPENDITURES**

	ACTUAL	ACTUAL	BUDGET	ESTIMATED	BUDGET	CHANGE
	2022	2023	2024	2024	2025	FROM
						2024 BUDGET
OPERATING EXPENSES						
Water (Schedule I)	\$ 2,181,054	\$ 1,836,401	\$ 2,237,680	\$ 2,143,031	\$ 1,957,290	\$ (280,390)
Sewer (Schedule I)	1,212,330	1,263,527	1,391,074	1,468,861	1,366,590	(24,484)
Administration (Schedule I)	761,966	805,221	876,003	842,510	899,463	23,460
Other Operating Expenses (Schedule I)	141,788	120,873	139,865	155,947	198,020	58,155
EXPENDITURES NOT REQUIRING FUNDS						
Depreciation & Amortization	1,977,569	1,838,870	1,927,784	1,858,173	1,699,775	(228,009)
ADDITIONAL EXPENDITURES REQUIRING FUNDS						
Water Projects	962,139	126,209	-	44,930	962,620	962,620
Sewer Projects	150,551	-	69,610	108,507	2,009,975	1,940,365
Equipment	32,100	-	12,000	10,160	69,300	57,300
Office/Building Projects	17,125	184,525	90,300	93,040	-	(90,300)
Emergencies	-	-	139,588	-	950,830	811,242
OPERATING EXPENDITURES REQUIRING APPROPRIATION	\$ 3,481,483	\$ 2,497,886	\$ 3,028,336	\$ 3,008,813	\$ 6,714,313	\$ 3,685,977

SOUTHWEST METROPOLITAN WATER & SANITATION DISTRICT

BUDGET - 2025

**EXHIBIT A - SCHEDULE I
OPERATING EXPENSES**

	ACTUAL 2022	ACTUAL 2023	BUDGET 2024	ESTIMATED 2024	BUDGET 2025	CHANGE FROM 2024 BUDGET
WATER						
Water - Operation & Maintenance	\$ 466,564	\$ 455,021	\$ 573,700	\$ 518,315	\$ 545,785	\$ (27,915)
Water - Contract Maintenance						
Emergency	280,293	152,982	150,000	190,900	180,000	30,000
Remedial	259,026	152,107	351,300	381,300	305,400	(45,900)
Hogback Pump Station						
General	32,842	38,318	30,000	25,600	30,000	-
Telemetry	2,861	5,790	5,000	3,855	5,000	-
Utilities	30,953	29,643	35,815	32,415	35,815	-
Water Pressure Monitoring	15,700	19,993	20,015	14,196	20,015	-
Engineering - Water	7,984	3,200	15,000	1,025	15,000	-
Engineering - GIS	1,462	-	2,500	-	2,500	-
Engineering - Backcharge	43,374	40,180	37,500	36,000	37,500	-
Utility Notification	5,889	9,192	7,750	9,450	10,000	2,250
Depreciation & Amortization	1,034,106	929,975	1,009,100	929,975	770,275	(238,825)
TOTAL	2,181,054	1,836,401	2,237,680	2,143,031	1,957,290	(280,390)
SEWER						
Sewer - Operation & Maintenance	283,510	331,696	354,500	376,710	405,900	51,400
Sewer - Contract Maintenance						
Emergency	-	-	20,000	-	20,000	-
Remedial	-	36,900	117,000	172,895	25,000	(92,000)
Sewer Flow Meters						
General	12,014	11,546	15,140	18,375	15,790	650
Telemetry	8,593	6,659	2,700	2,630	2,800	100
Utilities	1,764	1,867	1,900	1,930	2,100	200
Engineering - Sewer	-	12,904	5,000	13,215	10,000	5,000
Engineering - GIS	1,462	-	2,500	-	2,500	-
General Office Administration	43,374	40,180	37,500	36,000	37,500	-
Utility Notification	5,889	9,192	7,750	9,450	10,000	2,250
Depreciation & Amortization	855,724	812,583	827,084	837,656	835,000	7,916
TOTAL	1,212,330	1,263,527	1,391,074	1,468,861	1,366,590	(24,484)

SOUTHWEST METROPOLITAN WATER & SANITATION DISTRICT

BUDGET - 2025

**EXHIBIT A - SCHEDULE I
OPERATING EXPENSES**

	ACTUAL 2022	ACTUAL 2023	BUDGET 2024	ESTIMATED 2024	BUDGET 2025	CHANGE FROM 2024 BUDGET
ADMINISTRATION						
General Office Administration						
Administration	582,580	586,501	657,500	608,275	654,360	(3,140)
Office Supplies & Expense	50	677	2,000	1,575	2,000	-
Dues	3,225	2,238	2,500	2,240	2,500	-
Election	47	8,116	-	-	8,500	8,500
DWD collection fee	13,653	13,653	13,653	13,653	13,653	-
Public Relations						
Newsletters	29,969	28,440	33,300	30,150	33,300	-
Website / Other	653	1,360	1,500	2,375	1,500	-
Legal Notices	48	36	200	75	200	-
Professional & Consulting						
Audit	6,000	6,000	6,000	6,200	6,200	200
Legal - General	36,239	47,871	43,000	63,000	55,000	12,000
Legal - Backcharge	1,763	14,017	20,000	21,300	23,000	3,000
Technical Advisory Committee (TAC)	-	-	3,750	3,125	3,750	-
Other	-	-	1,000	-	1,000	-
Depreciation	87,739	96,312	91,600	90,542	94,500	2,900
TOTAL	761,966	805,221	876,003	842,510	899,463	23,460
BUILDING MAINTENANCE						
Maintenance	79,895	53,092	64,300	75,780	110,045	45,745
Utilities						
Internet/Security	16,280	17,898	21,485	24,720	26,370	4,885
Gas & Electric	17,619	17,120	18,395	16,875	17,720	(675)
Water & Sewer	3,805	3,840	4,030	4,455	4,670	640
TOTAL	117,599	91,950	108,210	121,830	158,805	50,595

SOUTHWEST METROPOLITAN WATER & SANITATION DISTRICT

BUDGET - 2025

**EXHIBIT A - SCHEDULE I
OPERATING EXPENSES**

	ACTUAL 2022	ACTUAL 2023	BUDGET 2024	ESTIMATED 2024	BUDGET 2025	CHANGE FROM 2024 BUDGET
INSURANCE						
Property/Inland Marine	6,712	8,294	9,175	10,040	11,550	2,375
General Liability	5,391	7,865	8,305	11,258	12,940	4,635
Directors & Officers / Commercial Crime	5,280	5,612	5,895	5,607	6,445	550
Bonds & Other	197	197	250	197	250	-
TOTAL	17,580	21,968	23,625	27,102	31,185	7,560
MISCELLANEOUS						
Directors Fees	5,200	5,900	6,000	5,700	6,000	-
Social Security	398	451	480	440	480	-
Other	1,011	604	1,550	875	1,550	-
TOTAL	6,609	6,955	8,030	7,015	8,030	-
TOTAL OPERATING EXPENSES	\$ 4,297,137	\$ 4,026,022	\$ 4,644,622	\$ 4,610,349	\$ 4,421,363	\$ (223,259)

SOUTHWEST METROPOLITAN WATER & SANITATION DISTRICT

BUDGET - 2025

**EXHIBIT B
LEASE - PURCHASE SUPPLEMENTAL SCHEDULE
(29-1-103(3)(d), C.R.S)**

I. Real Property Lease - Purchase Agreements:

Total Amount to be expended for all Real Property Lease - Purchase Agreements in 2025 \$0.00

II. All Lease - Purchase Agreements Not Involving Real Property:

Total Amount to be expended for all Non-Real Property Lease - Purchase Agreements in 2025 \$0.00

SOUTHWEST METROPOLITAN WATER AND SANITATION DISTRICT
Ten Year Financial Plan
2025-2034

	ACTUAL	ESTIMATED	BUDGETED									
	2023	2024	2025	2026	2027	2028	2029	2030	2031	2032	2033	2034
			\$12	\$12	\$15	\$15	\$15	\$15	\$15	\$15	\$15	\$15
BEGINNING FUNDS AVAILABLE	22,661,401	24,168,413	24,415,581	25,251,978	27,832,405	27,883,185	29,847,602	28,958,482	26,068,981	24,954,055	24,036,426	23,960,917
REVENUE												
Operating Revenue												
Property taxes General Revenue (Exhibit 1)	0	0	0	0	0	0	0	0	0	0	0	0
Property taxes Debt Service (Exhibit 1)	0	0	0	0	0	0	0	0	0	0	0	0
Specific ownership taxes	0	0	0	0	0	0	0	0	0	0	0	0
Service Fees	2,248,423	2,248,850	2,252,020	2,296,940	2,890,620	2,903,760	2,914,560	2,914,560	2,914,560	2,914,560	2,914,560	2,914,560
Tap administrative fees	2,400	4,150	0	0	0	0	0	0	0	0	0	0
Sewer contract fees	15,000	15,000	15,000	15,000	15,000	15,000	15,000	15,000	15,000	15,000	15,000	15,000
Office lease (3.26%/yr)	75,822	48,135	43,820	45,249	46,724	48,247	49,820	51,444	53,121	54,853	56,641	58,487
Investment Income (@ 3%, .5% inc / yr max 3.5%)	1,105,996	625,000	732,470	883,819	974,134	975,911	1,044,666	1,013,547	912,414	873,392	841,275	838,632
Other	111,137	41,450	10,000	5,000	5,165	5,334	5,510	5,691	5,878	6,072	6,272	6,478
Total Operating Revenue	3,558,778	2,982,585	3,053,310	3,246,008	3,931,642	3,948,253	4,029,556	4,000,242	3,900,974	3,863,876	3,833,747	3,833,157
Development Revenue												
Water tap fees	112,000	154,000	2,184,000	756,000	511,000	420,000						
Sewer tap fees	175,306	13,896	795,432	510,958	132,066	730,158						
Annexation fees												
Participation fees		0	1,457,968	455,085		909,344						
Plan Review / Inspection Fees	158,814	105,500	60,000	50,000	25,000	25,000						
Contingency addback				950,830								
Bond Proceeds												
Total Development Revenue	446,120	273,396	4,497,400	2,722,873	668,066	2,084,502	0	0	0	0	0	0
TOTAL REVENUE	4,004,898	3,255,981	7,550,710	5,968,881	4,599,708	6,032,755	4,029,556	4,000,242	3,900,974	3,863,876	3,833,747	3,833,157
EXPENDITURES												
Operations (3.26%/yr):												
Operations & Maintenance	1,371,389	1,844,261	1,718,605	1,774,632	1,832,485	1,892,224	1,788,694	1,847,005	1,907,218	1,969,393	2,033,595	2,099,891
General & Administrative	815,763	907,915	1,002,983	1,035,680	1,069,443	1,104,307	1,140,308	1,177,482	1,215,868	1,255,505	1,296,434	1,338,698
Total Operations	2,187,152	2,752,176	2,721,588	2,810,312	2,901,928	2,996,531	2,929,002	3,024,487	3,123,085	3,224,898	3,330,030	3,438,589
Short Term Capital Outlay (Exhibit 2)												
Other	184,525	103,200	69,300	100,000	0	0	0	0	0	0	0	0
Contingency/Emergency Reserve	0	0	950,830	0	0	0	0	0	0	0	0	0
Total Short Term Capital Outlay	184,525	103,200	1,020,130	100,000	0	0	0	0	0	0	0	0
Total Short Term Capital Outlay + Operations	2,371,677	2,855,376	3,741,718	2,910,312	2,901,928	2,996,531	2,929,002	3,024,487	3,123,085	3,224,898	3,330,030	3,438,589
Long Term Capital Outlay (Exhibit 2)												
Water	126,209	44,930	962,620	478,142	1,647,000	1,071,807	1,989,674	3,865,256	1,892,814	1,556,608	579,226	2,974,190
Sewer		108,507	2,009,975	0	0	0	0	0	0	0	0	0
Total Long Term Capital Outlay	126,209	153,437	2,972,595	478,142	1,647,000	1,071,807	1,989,674	3,865,256	1,892,814	1,556,608	579,226	2,974,190
Debt Service (Exhibit 1)												
Princinal payments												
Interest payments												
Total Debt Service	0	0	0	0	0	0	0	0	0	0	0	0
TOTAL EXPENSES	2,497,886	3,008,813	6,714,313	3,388,454	4,548,928	4,068,338	4,918,676	6,889,743	5,015,899	4,781,506	3,909,256	6,412,779
Annual Surplus/(deficit)	1,507,012	247,168	836,397	2,580,427	50,780	1,964,417	-889,120	-2,889,501	-1,114,926	-917,630	-75,508	-2,579,621
ENDING FUNDS AVAILABLE	24,168,413	24,415,581	25,251,978	27,832,405	27,883,185	29,847,602	28,958,482	26,068,981	24,954,055	24,036,426	23,960,917	21,381,296
CASH RESERVE PER POLICY			15,924,475	16,354,657	16,750,753	17,314,240	17,566,289	17,885,581	18,592,789	19,139,587	19,753,822	20,242,941

SOUTHWEST METROPOLITAN WATER AND SANITATION DISTRICT
Ten Year Financial Plan
2025-2034

EXHIBIT 1 PROPERTY TAX REVENUE

	ACTUAL	ESTIMATED										
	2023	2024	2025	2026	2027	2028	2029	2030	2031	2032	2033	2034
Assessed Valuation												
Taps Sold (water)	16	22	312	108	73	60	0	0	0	0	0	0
Total Taps	15,496	15,512	15,534	15,846	15,954	16,027	16,087	16,087	16,087	16,087	16,087	16,087
Assessed Value per Tap (+6% every odd year)	46,981	53,710	57,286	57,286	60,723	60,723	64,367	64,367	68,229	68,229	72,322	72,322
New Assessed Value	751,703	1,181,628	17,873,292	6,186,909	4,432,806	3,643,402	0	0	0	0	0	0
Assessed Value	728,024,175	833,155,479	889,883,706	907,756,998	968,780,541	973,213,347	1,035,468,153	1,035,468,153	1,097,596,242	1,097,596,242	1,163,452,017	1,163,452,017
General Operations												
Assessed Valuation	728,024,175	833,155,479	889,883,706	907,756,998	968,780,541	973,213,347	1,035,468,153	1,035,468,153	1,097,596,242	1,097,596,242	1,163,452,017	1,163,452,017
General Operating Mill Levy+Abateme	0.000	0.000	0.000	0.000	0.000	0.000	0.000	0.000	0.000	0.000	0.000	0.000
General Operating Property Tax	0	0	0	0	0	0	0	0	0	0	0	0
Debt Service Mill Levy	0.000	0.000	0.000	0.000	0.000	0.000	0.000	0.000	0.000	0.000	0.000	0.000
Debt Service Property Tax	0	0	0	0	0	0	0	0	0	0	0	0
Service Fees												
Water Taps	15,601	15,617	15,639	15,951	16,059	16,132	16,192	16,192	16,192	16,192	16,192	16,192
Service Fee	144.00	144.00	144.00	144.00	180.00	180.00	180.00	180.00	180.00	180.00	180.00	180.00
	2,246,544	2,248,850	2,252,020	2,296,944	2,890,620	2,903,760	2,914,560	2,914,560	2,914,560	2,914,560	2,914,560	2,914,560

SOUTHWEST METROPOLITAN WATER AND SANITATION DISTRICT
Ten Year Financial Plan
2025-2034

EXHIBIT 2 CAPITAL EXPENDITURES - DISTRICT CAPITAL IMPROVEMENTS

	<u>ACTUAL</u>	<u>ESTIMATED</u>	<u>BUDGETED</u>									
	<u>2023</u>	<u>2024</u>	<u>2025</u>	<u>2026</u>	<u>2027</u>	<u>2028</u>	<u>2029</u>	<u>2030</u>	<u>2031</u>	<u>2032</u>	<u>2033</u>	<u>2034</u>
WATER												
S. Kipling St. Replacemt - 22-1W	121,694											
Santa Fe Dr North of C470. - 23-1W	4,515											
S. Cody Wy. - 25-1W		26,715	560,935									
S. Everett Wy. - 25-2W		18,215	382,560									
Old Coal Mine Rd. Replacemt - 26-1W			19,125	478,142								
Santa Fe Dr North of C470. - 27-1W					1,647,000							
Lexington Way - 28-1W						214,472						
W. Walker Dr. - 28-2W						857,335						
W. Arbor Dr. - 29-1W							394,195					
W. Euclid Pl - 29-2W							794,900					
S. Cody Wy. - 29-3W							800,579					
S. Oak Way - 30-1W								152,843				
W. Brittany Dr. - 30-2W								743,410				
W. Nova Ave. - 30-3W								292,174				
C470 Crossing @ Santa Fe. - 30-4W								2,509,046				
S. Hoyt Ct. - 30-5W								167,783				
S. Yarrow Wy. - 31-1W									608,106			
S. Parfet St. - 31-2W									457,425			
S. Brittany Dr. - 31-3W									431,187			
S. Field Ct. - 31-4W									184,408			
S. Dudley Wy. - 31-5W									211,688			
W. Bowles Ave. - 32-1W										415,219		
S. Estes St. - 32-2W										1,141,389		
W. Coal Mine Ave. - 33-1W											579,226	
S. Carr St. - 34-1W												2,974,190
Additional Capital Water Projects												
TOTAL WATER	126,209	44,930	962,620	478,142	1,647,000	1,071,807	1,989,674	3,865,256	1,892,814	1,556,608	579,226	2,974,190
SEWER												
S. Everett Way - 22-1S												
S. Mineral Dr. - 25-1S		77,655	2,009,975									
Sewer Rehabilitation (CIPP)		30,852										
Additional Capital Sewer Projects												
TOTAL SEWER	0	108,507	2,009,975	0	0	0	0	0	0	0	0	0
OTHER CAPITAL	184,525	103,200	69,300	100,000	0	0	0	0	0	0	0	0
CONTINGENCY/EMERGENCY RESERVE			950,830									
TOTAL CAPITAL	310,734	256,637	3,992,725	578,142	1,647,000	1,071,807	1,989,674	3,865,256	1,892,814	1,556,608	579,226	2,974,190